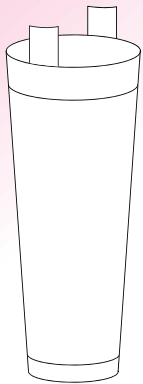




Make Your Own Olympic Torch



INSTRUCTIONS

1. Cut out the torch handle. Roll into shape. Glue or tape it shut.
2. Cut two slits in the bottom of a muffin liner
3. Slide the tabs through the slits and secure.
4. Add tissue paper flames and a battery-operated tea light.
5. Carry your torch proudly.

